

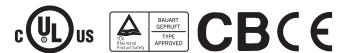
# 24Vdc 20-Watt Power Supply

CCI Part # 0091011-0024-1



## ■ Features :

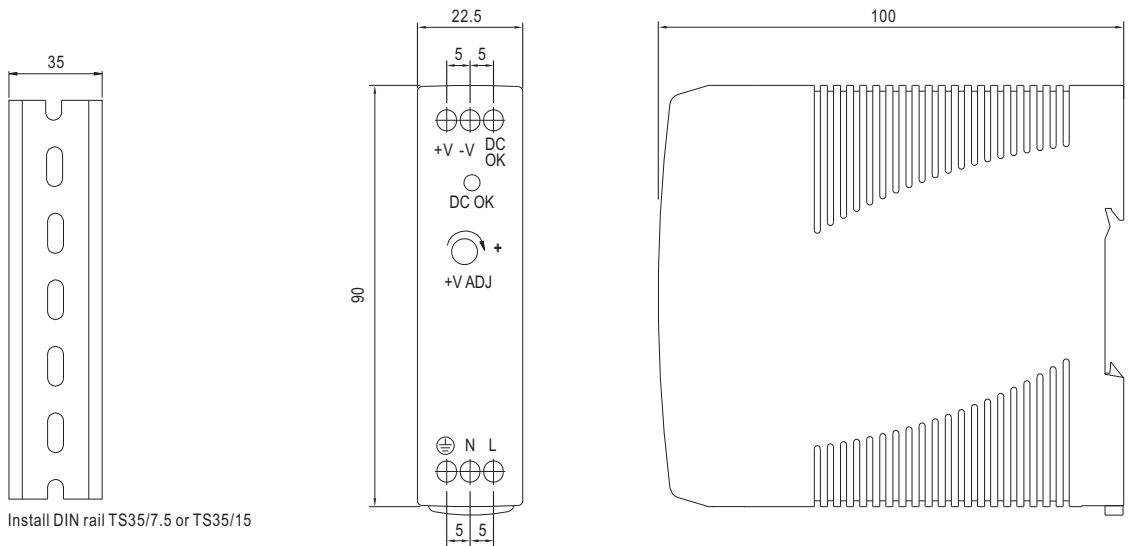
- Universal AC input/Full range
- Protections: Short circuit / Overload / Over voltage
- Cooling by free air convection
- Can be installed on DIN rail TS-35/7.5 or 15
- Built in DC OK active signal
- LED indicator for power on
- No load power consumption < 0.75W
- 100% full load burn-in test
- 3 years warranty



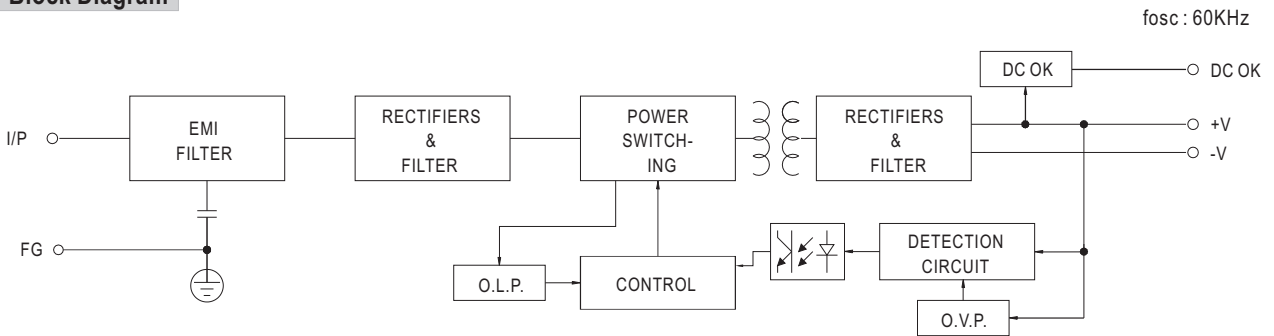
## SPECIFICATION

MODEL		0091011-0024-1
OUTPUT	DC VOLTAGE	24V
	RATED CURRENT	1A
	CURRENT RANGE	0 ~ 1A
	RATED POWER	24W
	RIPPLE & NOISE (max.) Note.2	150mVp-p
	VOLTAGE ADJ. RANGE	21.6 ~ 26.4V
	VOLTAGE TOLERANCE Note.3	±1.0%
	LINE REGULATION	±1.0%
	LOAD REGULATION	±1.0%
	SETUP, RISE TIME Note.5	500ms, 30ms/230VAC    1000ms, 30ms/115VAC at full load
HOLD UP TIME (Typ.)	50ms/230VAC    20ms/115VAC at full load	
INPUT	VOLTAGE RANGE	85 ~ 264VAC    120 ~ 370VDC
	FREQUENCY RANGE	47 ~ 63Hz
	EFFICIENCY (Typ.)	84%
	AC CURRENT (Typ.)	0.55A/115VAC    0.35A/230VAC
	INRUSH CURRENT (Typ.)	COLD START 20A/115VAC    40A/230VAC
	LEAKAGE CURRENT	<1mA / 240VAC
PROTECTION	OVERLOAD	105 ~ 160% rated output power Protection type : Constant current limiting, recovers automatically after fault condition is removed
	OVER VOLTAGE	27.6 ~ 32.4V Protection type : Shut down o/p voltage, re-power on to recover
FUNCTION	DC OK ACTIVE SIGNAL (max.)	18 ~ 27V / 20mA
ENVIRONMENT	WORKING TEMP.	-20 ~ +70°C (Refer to "Derating Curve")
	WORKING HUMIDITY	20 ~ 90% RH non-condensing
	STORAGE TEMP., HUMIDITY	-40 ~ +85°C, 10 ~ 95% RH
	TEMP. COEFFICIENT	±0.03%/°C (0 ~ 50°C)
	VIBRATION	Component:10 ~ 500Hz, 2G 10min./1cycle, 60min. each along X, Y, Z axes; Mounting: Compliance to IEC60068-2-6
SAFETY & EMC (Note 4)	SAFETY STANDARDS	UL508, TUV EN60950-1 approved
	WITHSTAND VOLTAGE	I/P-O/P:3KVAC    I/P-FG:2KVAC    O/P-FG:0.5KVAC
	ISOLATION RESISTANCE	I/P-O/P, I/P-FG, O/P-FG:100M Ohms / 500VDC / 25°C / 70% RH
	EMC EMISSION	Compliance to EN55011, EN55022 (CISPR22), EN61204-3 Class B, EN61000-3-2,-3
	EMC IMMUNITY	Compliance to EN61000-4-2, 3, 4, 5, 6, 8, 11, EN55024, EN61000-6-1, EN61204-3, light industry level, criteria A
OTHERS	MTBF	236.9K hrs min.    MIL-HDBK-217F (25°C)
	DIMENSION	22.5*90*100mm (W*H*D)
	PACKING	0.19Kg; 72pcs/14.7Kg/0.91CUFT
NOTE	<ol style="list-style-type: none"> <li>1. All parameters NOT specially mentioned are measured at 230VAC input, rated load and 25°C of ambient temperature.</li> <li>2. Ripple &amp; noise are measured at 20MHz of bandwidth by using a 12" twisted pair-wire terminated with a 0.1uf &amp; 47uf parallel capacitor.</li> <li>3. Tolerance : includes set up tolerance, line regulation and load regulation.</li> <li>4. The power supply is considered a component which will be installed into a final equipment. The final equipment must be re-confirmed that it still meets EMC directives.</li> <li>5. Length of set up time is measured at cold first start. Turning ON/OFF the power supply may lead to increase of the set up time.</li> </ol>	

### Mechanical Specification

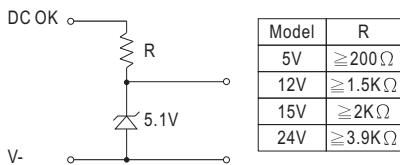


### Block Diagram

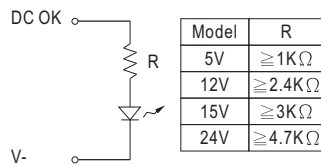


### Application of DC OK Active Signal

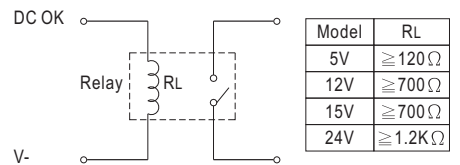
#### (a) 5V signal



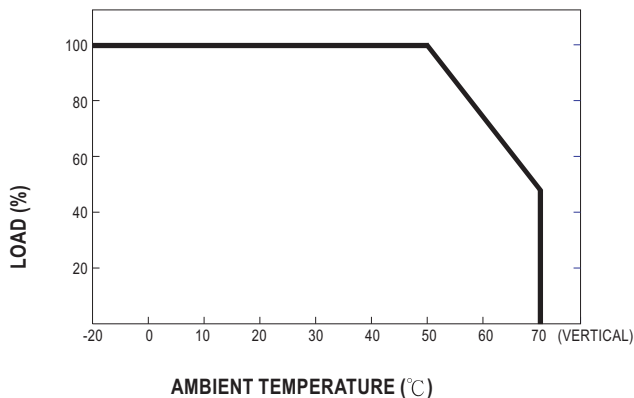
#### (b) LED



#### (c) Relay



### Derating Curve



### Output Derating VS Input Voltage

