

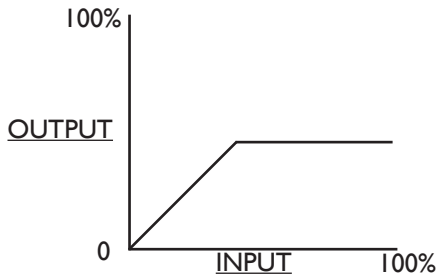


# CONTROL CONCEPTS

# 5030

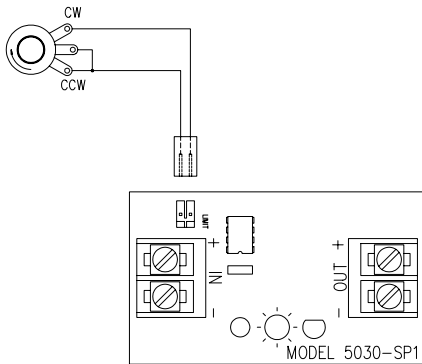
## Command Signal Current Limiter

The model 5030 current limiting circuit can be used where a process controller will provide a 4 to 20 mA command signal but the operator wishes to limit the maximum command signal to less than 20mA.




Effect of Limiting.

The 5030 current limiting circuit is available with the limiting adjustment potentiometer on the board, to be adjusted occasionally, or, with a connector so the operator may attach a remote potentiometer in a convenient location for more frequent adjustment as required. To order the 5030 limiting circuit with the connector option, specify **5030-SP1**. The resistance of the potentiometer should be 10K ohms.



Remote Potentiometer Wiring.

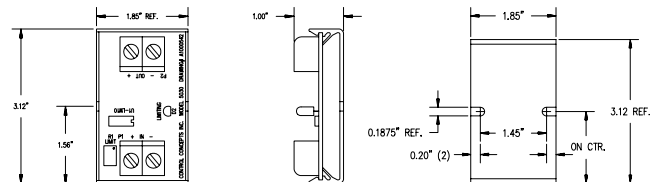


## How to Order

**5030 - IL(xx) - (SP1)**

- 5030** Specifies Basic Current Limiter circuit
- IL (xx)** Specifies Limit Current
- (SP1)** Specifies Remote Potentiometer connector

## Dimensions



## Manufactured by



## Specifications

- POWER REQUIREMENTS:** Self powered from input.  
Negligible current draw.
- MAX. LOOP VOLTAGE DROP:** 4.5 Volts.  
(From + IN to + OUT.)
- AMBIENT TEMPERATURE:** 0 to 55°C.
- LIMIT INDICATION:** An LED on the circuit board indicates when limiting is taking place.

**800.765.2799 | www.ccpower.com**  
Phone: 952.474.6200 Fax: 952.474.6070  
7870 Park Drive, Chanhassen, MN 55317, U.S.A.